

Basic Toy



Straw



Tape



String





Scissors




15-20 min

- 1 Press the **straw** to make it flat, use **scissors** to cut out triangles




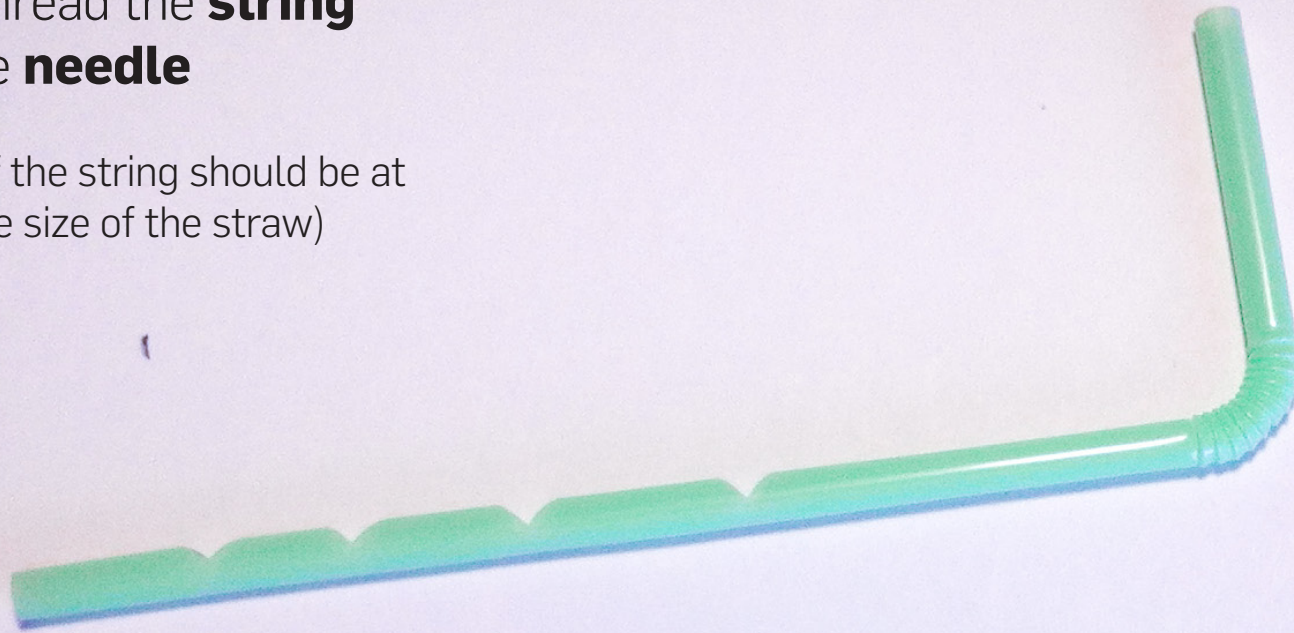



tip As strong as you press, it's easier to cut



- 2 Carefully thread the **string**
through the **needle**


(The length of the string should be at
least twice the size of the straw)







- 3 Use the **needle** to punch a hole at the fold of the **straw**

4 Thread the string through the straw






- 5 Use the **tape** to hold the **string** to the end



You can pull the srting now...



Draw a face
and give it a try!