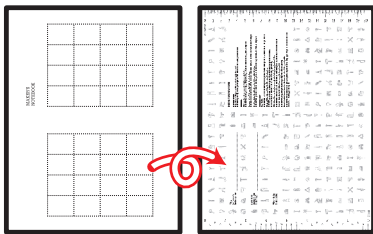
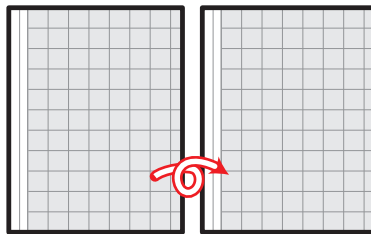


# How to make a very thin Maker's Notebook

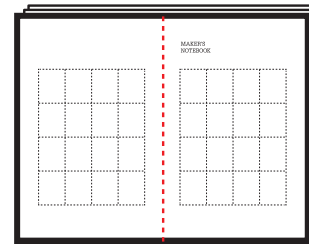
**1** print covers 2-sided



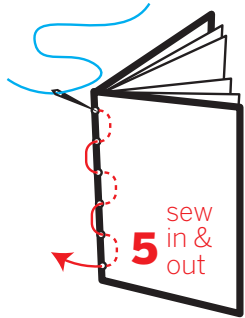
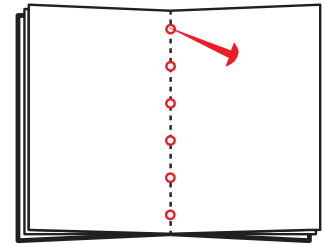
**2** print insides 2-sided




**3** fold together



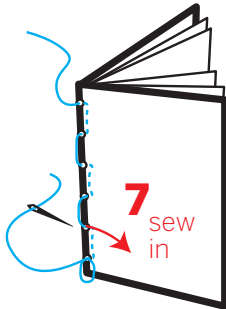
**4** punch holes  
(or staple from other side)



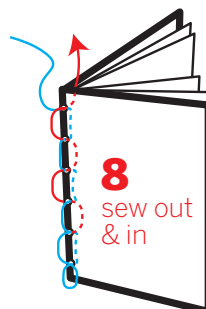
**5** sew in & out



**6** tighten & loop around





**7** sew in



**8** sew out & in



**9** tighten & tie a knot



**10** decorate & use!

or staple from the other side if you don't want to stitch